

# VOLVO

240  
260  
ESTATES



### Engine philosophy

The engines in the 1985 Volvos are developed from designs which have proved to be tough and reliable. But we have improved them in a number of ways. You will certainly appreciate the transistorized breakerless ignition system that needs no adjustment. On the four cylinder engines the crankshaft has been given a completely new balance geometry, with a vibration damper integrated into the pulley belt, and eight weights instead of the previous four. Lighter connecting rods and pistons with reduced bearing surfaces cut down engine friction. And the cross flow combustion chambers provide more uniform combustion.

design our engines and gearboxes so that they work together to give of their best at between 40 and 70 mph; the very speed range in which you do most of your overtaking. We feel that being the quickest from red light to red light soon palls in the face of rising fuel bills. Instead, we have opted for balanced fuel economy in conjunction with acceleration when you most need it

### Carburettor engines

The 240DL, GL and GLE models are equipped with 2.3 litre engines with breakerless ignition system and constant vacuum carburettor.


### The smooth V6

The standard engine in the Volvo 260 Estate is a 2.8-litre, V6 petrol engine with overhead camshafts. It is a light, compact design, with aluminium alloy engine block and cylinder heads for improved heat dispersion and reduced weight. Good torque, even at low revolutions, means quiet and smooth driving at all speeds. The light valve system revs extremely easily and allows full use of the engine's ample resources of power. The electronic (contactless) ignition system needs no adjustment. The V6 engine develops 155 hp DIN at 5,500 rpm.

### Manual gearboxes

Depending on which engine you decide on, you can choose from two manual gearboxes: 5-speed (with top as overdrive) or 4-speed plus electronic overdrive (button control on gear stick knob to engage and disengage plus automatic disengagement when you change down).

An overdrive gear gives you lower fuel consumption and quieter running.




The efficient and reliable Volvo engine

The transistorized ignition systems give greater reliability and require less maintenance. Easier starting from cold and smoother running are the result of the more exact ignition.

### Fuel injection engines

A choice of 2.3-litre or 2.8 litre V6 engines with breakerless ignition system and CI fuel injection. Continuous injection constantly adapted to the volume of air always gives the right fuel/air mixture. The choke is no longer needed—the engine starts easily from cold and runs well as soon as you start up. Fuel consumption is reduced and engine power is increased.



The manual 4-speed gearbox with electric overdrive

### Automatic gearboxes

Again depending on your choice of engine, you can choose from two automatic gearboxes: 3-speed or 4-speed (with top as overdrive).

All of these improvements could have been utilized to give greater horsepower. Instead, we have optimised the benefits offered to give better torque and improved fuel economy by using a camshaft with shorter overlap times. This gives you an engine with better pulling power and running characteristics, with the added benefit of less frequent gear changes.

Good acceleration and pulling power need a strong engine, but the character and "personality" of the engine are equally important. We



pressing a button on the gear selector lever; a useful feature if you want to avoid too much gear changing between third and fourth when towing a caravan, etc.

The various engine/gearbox combinations are described in more detail on page 28.

See, can be a pleasure

A car that is safe on the road is a car that behaves in a stable and predictable manner, even in extreme conditions such as heavy braking or when taking fast evasive action. A car that does what you expect and gives of its best when really needed is both relaxing and very pleasant to drive.

The Volvo 200 is just such a car — whichever version you choose. You steer, brake and accelerate with the same first class roadholding—even in situations where other cars might come up with nasty surprises.



Safe driving pleasure

behaviour and good cornering ability is to be found The body has great torsional strength and the wheel base is long to provide good directional stability. This also helps to make the car less sensitive to side

Front suspension and steering Each front wheel is independently suspended by a spring strut that incorporates a coil spring and shock absorber in the same unit. The design is light and compact and provides very good roadholding and steering qualities. A stabilizer effectively dampens roll tendency when cornering at speed, or when taking fast evasive action.

All Volvo cars are fitted with rack and pinion steering. The benefits are many. Few parts and great precision give safe and exact steering with very good road feel—further enhanced by the power assistance fitted as standard. The Volvo 200 has a turning circle of only 32'2".

Rear axle construction

All Volvo cars are built with live rear axles. This is largely due to our insistence on safety and good driving properties. A live rear axle gives constant track and wheel angles despite the movements of the suspension—crucial when the road is slippery. The suspension is free sprung and the axle is held in position by support arms, two torsion bars and a Pan hard rod. - Apart from good roadholding the design gives very good ride comfort.



All components which are perfectly matched

Chassis and bodywork

When talking about roadholding and handling, a great deal of it has to do with a car's chassis, weight distribution and aerodynamics. Which is exactly where the

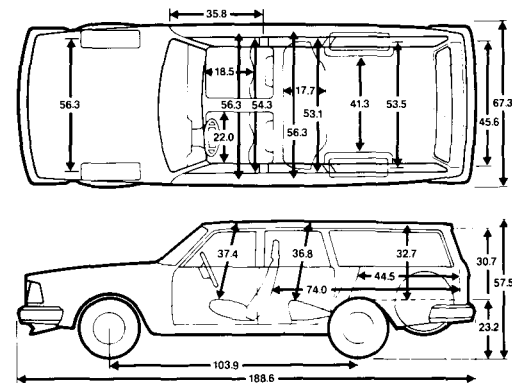
foundation of the Volvo 200's stable

winds. The weight distribution is even, with a slight bias towards the front wheels, so that the handling characteristics of the car will not be noticeably affected when heavily laden.

## TECHNICAL INFORMATION

	Volvo 240 DL	Volvo 240 GL	Volvo 240 GLE	Volvo 240 GLT	Volvo 260 GLE
<b>Engine</b>	B 230A	B 230A	B 230 A	B 230E	B 28E
<b>Configuration</b>	In line 4	In line 4	In line 4	In line 4	V6
<b>Displacement, cc</b>	2316	2316	2316	2316	2849
<b>Bore/Stroke, mm</b>	96/80	96/80	96/80	96/80	91/73
<b>Max. output, kW DIN at r/s (hp DIN r/min)</b>	81/83(110/5000)	81/83(110/5000)	81/83(110/5000)	96/90(131/5400)	114/92(155/5500)
<b>Max. torque, Nm DIN at r/s (kpm DIN r/min)</b>	187/42 (19.1/2500)	187/42 (19.1/2500)	187/42 (19.1/2500)	190/60 (19.4/3600)	230/50 (23.4/3000)
<b>Compression ratio/Octane rating</b>	10.3/98	10.3/98	10.3/98	10.3/98	9.5/98
<b>Fuel system</b>	Carburettor	Carburettor	Carburettor	Fuel injection	Fuel injection
<b>Engine block/Cylinder heads</b>	Cast iron/light alloy	Cast iron/light alloy	Cast iron/light alloy	Cast iron/light alloy	Light alloy/light alloy
<b>Valve system</b>	Overhead camshaft	Overhead camshaft	Overhead camshaft	Overhead camshaft	Overhead camshafts
<b>Transmission</b>					
<b>Manual</b>	5-speed	5-speed	5-speed	4-speed + O/D	4-speed + O/D
<b>Automatic</b>	4-speed	4-speed	4-speed	4-speed	3-speed
<b>Electrical system</b>					
<b>Battery capacity</b>	12V/60Ah	12V/60Ah	12V/60Ah	12V/60Ah	12V/70Ah
<b>Alternator rating</b>	55A	55A	55A	55A	70A
<b>Ignition system</b>	Breakerless transistorized	Breakerless transistorized	Breakerless transistorized	Breakerless transistorized	Breakerless transistorized
<b>Fuel tank</b>					
<b>Safety location beside rear axle, Volume, litres</b>	60	60	60	60	60
<b>Steering gear</b>					
<b>Rack and pinion. Split safety steering column. Ratio</b>	17.3:1 (power assisted)	17.3:1 (power assisted)	17.3:1 (power assisted)	17.3:1 (power assisted)	17.3:1 (power assisted)
<b>Turns of steering wheel, lock to lock</b>	3.5	3.5	3.5	3.5	3.5
<b>Turning circle diameter, metres</b>	9.8 (32' 2")	9.8 (32' 2")	9.8 (32' 2")	9.8 (32' 2")	9.8 (32' 2")
<b>Wheels</b>					
<b>Steel braced radial ply tyres</b>	185SR	185SR	185SR	185HR	185HR
<b>Rims</b>	5.5" x 14"	5.5" x 14"	5.5" x 14" light alloy	5.5" x 14" light alloy	5.5" x 14" light alloy
<b>Suspension</b>					
<b>Front</b>	Spring struts	Spring struts	Spring struts	Spring struts	Spring struts
<b>Rear</b>	Live rear axle	Live rear axle	Live rear axle	Live rear axle	Live rear axle
<b>Brakes (power assisted)</b>					
<b>Front/rear</b>	Ventilated discs/discs	Ventilated discs/discs	Ventilated discs/discs	Ventilated discs/discs	Ventilated discs/discs

All measurements in inches



**Warranty: 12 month international warranty without mileage limitation**

The factory reserves the right to make changes to design and equipment without prior notification.

<b>STANDARD EQUIPMENT</b>	<b>Volvo 240 DL</b>	<b>Volvo 240 GL</b>	<b>Volvo 240 GLE</b>	<b>Volvo 240 GLT</b>	<b>Volvo 260 GLE</b>
Laminated windscreen	●	●	●	●	●
Heated rear window	●	●	●	●	●
Heated driving seat	●	●	●	●	●
Reclining front seats with lumbar support	●	●	●	●	●
Driving seat height adjustment by lever	●	●	●	●	●
Rear seat centre armrest			●	●	●
Front seat head restraints with cushions	●	●	●	●	●
3 point inertia reel safety belts, front and rear	●	●	●	●	●
Safety belt reminder	●	●	●	●	●
Fitted carpets	●	●	●	●	●
Door storage compartments	●	●	●	●	●
Lockable glove compartment with lighting and vanity mirror	●	●	●	●	●
Courtesy lighting	●	●	●	●	●
Luggage compartment lighting	●	●	●	●	●
Engine bay lighting	●	●	●	●	●
Hazard warning lights	●	●	●	●	●
Quartz clock	●	●	●	●	●
Tachometer	●	●	●	●	●
Brake failure warning	●	●	●	●	●
Bulb failure warning	●	●	●	●	●
Ignition/lights buzzer warning	●	●	●	●	●
Rear fog lights	●	●	●	●	●
Side direction indicators	●	●	●	●	●
2 speed + intermittent wipers/electric washers	●	●	●	●	●
Headlight wipers/washers	●	●	●	●	●
Triangle split, dual circuit brake system	●	●	●	●	●
Power assisted disc brakes all round	●	●	●	●	●
Child safety locks on rear doors	●	●	●	●	●
Internally adjustable door mirrors	●				
Electrically controlled door mirrors	○	●	●	●	●
Front spoiler	●	●	●	●	●
Tinted windows		●	●	●	●
Electric windows, front only	○	○	●		
Electric windows, front/rear				●	●
Central locking	●	●	●	●	●
Power steering	●	●	●	●	●
Alloy wheels	○	○	●	●	●
Radial ply steel belted tyres	●	●	●	●	●
Air conditioning					●
Extra rear seat	○	○	○	○	○
5-speed manual gearbox	●	●	●		
4-speed manual + electrical overdrive				●	●
3-speed automatic gearbox					●
4-speed automatic gearbox	●	●	●	●	—
Rear window wiper/wash	●	●	●	●	●

● Standard ○ Accessory

**VOLVO**

