


Engine & Cooling	Fuel	Ignition	Electrical	Running gear	Torque settings	Capacities	Notes & Illustrations
------------------	------	----------	------------	--------------	-----------------	------------	-----------------------



Automotive Technical DATA BOOK

Click on one of the buttons above to view data for this car. To return to this screen and make another choice, click anywhere on the data screen.

MENU

HELP

Engine and cooling system 400, 1.7i & CAT 1986 to 1990

Type	B18E(D)(S)-104/105. SOHC. 80kW	
Capacity (cm ³) / number of cylinders	1721 / 4	
Compression ratio / pressure	bar	10.5 / ≥11.0
Oil pressure	bar	2.0 [3.5]
Oil temperature	°C	80
Valve clearance - inlet	mm	0.20±0.05
- exhaust	mm	0.40±0.05
Firing order	1-3-4-2	
No 1 cylinder position	FE	
Thermostat opening temperature	°C	92
Radiator cap pressure	bar	1.5

Fuel system 400, 1.7i & CAT 1986 to 1990

Idle speed - manual [auto]	rpm	800±50 A/C: 900±50
Fast idle speed - manual [auto]	rpm	—
CO @ idle speed [3000 rpm] - see page VI	%	0.5 to 2.0
HC @ idle speed [3000 rpm] - see page VI	ppm	≤1200
CO ₂ @ idle speed [3000 rpm] - see page VI	%	—
O ₂ @ idle speed [3000 rpm] - see page VI	%	—
Carburettor / fuel injection	Bendix	
Type / ref	Fenix 1 or 3.2	
Main jet / needle	—	
Injection pressure	bar	2.3 to 2.4
Pump pressure	bar	2.5
Octane rating	RON	98[E 95 RON]

Ignition system 400, 1.7i & CAT 1986 to 1990

Type	Fenix	
Ignition coil	Fenix S 100 620	
Primary resistance	ohms	0.4 to 0.8
Ballast resistor	ohms	—
Voltage - Tmnl 15(+) to earth	V	—
Distributor	Fenix	
Points gap (air gap)	mm	—
Dwell angle	° (%)	Electronic control
Condenser capacity	µF	—
Rotation	Clockwise	
Ignition timing - basic [static	° Crankshaft @ rpm	¹
V = Vacuum NV = No Vacuum	NV	
Total ignition advance	° Crankshaft @ rpm	Not adjustable
	° Crankshaft @ rpm	—
	° Crankshaft @ rpm	—
Centrifugal check.	° Crankshaft @ rpm	Computer control
	° Crankshaft @ rpm	—
	° Crankshaft @ rpm	—
Vacuum range check	mbar	Computer control
Maximum vacuum advance	° Crankshaft	—
Spark plugs	AC/Champion	
Type	CR41CXLS / RN7YC	
Electrode gap	mm	0.70 to 0.80

Electrical system 400, 1.7i & CAT 1986 to 1990

Battery	V / CC / RC	12 / 55Ah
Alternator voltage / full load current / engine rpm	14.0 to 15.0 / 70 / 2500	
Starter motor current / voltage - cranking	A / V	200 to 275 / 9.0
- locked	A / V	390 to 480 / 6.0

Running gear 400, 1.7i & CAT 1986 to 1990

Brakes -		
Front (min. friction material thickness)	mm	2.0
Rear (min. friction material thickness)	mm	1.0
Tyres		
Saloon	Size	185/60x14
Estate / Van	Size	—
Pressure - front / rear - Saloon	bar	2.1 / 1.9
- Estate / Van	bar	—

Front suspension / wheel alignment

Toe-in (+) / Toe-out (-)	mm [°]	0 to +2.0
Camber	0±30' N/A ²	
Castor	+4°16'±30' N/A ³	
King pin inclination	+13°15'±30'	

Rear suspension / wheel alignment

Toe-in (+) / Toe-out (-)	mm [°]	+2.5 to 4.5 ⁴
Camber	-1°	

Torque wrench settings 400, 1.7i & CAT 1986 to 1990

Cylinder head - stage 1	Nm	30
- stage 2	Nm	70
- stage 3	Nm	Slacken, then 20
- stage 4	Nm	+ 123±2°
Big-end bearings	Nm	45
Main bearings	Nm	65
Clutch cover	Nm	22
Flywheel [driveplate]	Nm	53 N
Front hubs	Nm	230
Rear hubs	Nm	180
Wheel nuts / bolts	Nm	110
Spark plugs	Nm	25

Capacities 400, 1.7i & CAT 1986 to 1990

Engine oil & filter	litres	5.3
Gearbox - 4-speed [5-speed]	litres	3.4
Automatic transmission - refill	litres	3.3
Final drive	litres	WT
Cooling system	litres	7.0
Fuel tank	litres	48

Notes and Illustrations

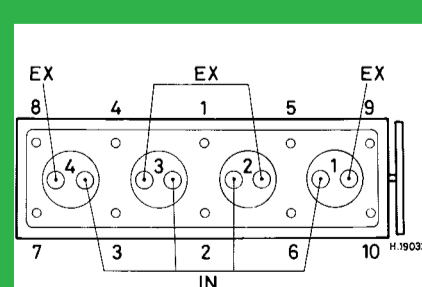
¹Fenix 3.2 control unit: 8±3 BTDC @ 800. Fenix 1 units no. 40-43-05/06/43/44 with black sensor cable: 16±3 BTDC @ 800. Others with black cable: 12±3 BTDC @ 800. Units 40-43-05/06/43/44 with yellow sensor cable: 12±3 BTDC @ 800. Others with yellow cable: 8±3 BTDC @ 800

²Chassis no. 520382 ▶: -30'±30' N/A

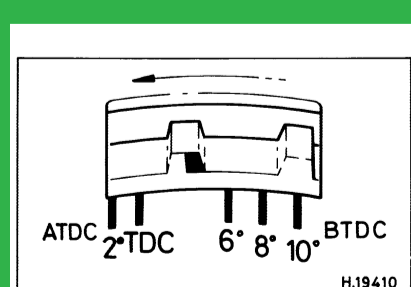
³Chassis no. 520382 ▶: +3°20'±30' N/A

⁴Chassis no. 510750 ▶: +3.0 to 5.0

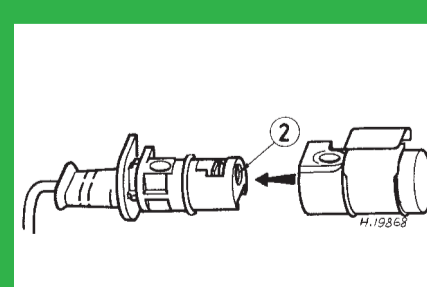
1: Idle speed 2: CO / Mixture



1721 cm³



1721 cm³



Bendix Fenix 1 / 3.2